


Muraayadaha Qorrax Madoobaadka: Tilmaamaha Isticmaalida



Qorrax Madoobaad Buuxa

Isniin, 8 April 2024



TERMS AND CONDITIONS FOR USE OF ECLIPSE GLASSES

Please read these Instructions for Use carefully before using the Eclipse Glasses. Your purchase and use of the Eclipse Glasses constitutes your agreement to these Terms and Conditions. Failure to follow these Instructions for Use may result in serious personal injury, including permanent eye damage. If you do not understand these Instructions or cannot follow them diligently and completely, then you should not look at the Sun at any time, with or without the Eclipse Glasses.

The term “Eclipse Glasses” refers to the special cardboard-and-polymer optical products, marked “ISO 12312-2” and “SAFE FOR DIRECT SOLAR VIEWING”, manufactured by Rainbow Symphony of Reseda CA or American Paper Optics of Bartlett TN, and sold by Eclipse2024.org for the purpose of viewing the Sun during the solar eclipse of April 8, 2024, by or under the direct supervision of a person 18 years of age or above and in accordance with these Instructions for Use.

Observing the Sun directly, without the benefit of eye protection provided by the Eclipse Glasses, will likely result in serious personal injury, up to and including permanent eye damage and blindness. When these Instructions for Use are followed completely and precisely, the undamaged and unmodified Eclipse Glasses have been proven to be safe and effective in allowing direct, short-term viewing of the Sun. If these Instructions for Use are not followed, or if damaged or modified Eclipse Glasses are used, permanent eye injury could result.

You should never look directly at the Sun, with or without the aid of the Eclipse Glasses, if you have any temporary or permanent medical or other condition which either (1) prevents your use of the Eclipse Glasses according to these Instructions for Use, or (2) which predisposes you to an increased or special risk of incurring, worsening, or contributing to the effects of any optical condition, or other medical, health, or other condition, by looking or attempting to look at the Sun.

You should never attempt to perform any other activity (such as driving or walking) while using the Eclipse Glasses.

You agree that if you let others use the Eclipse Glasses, you will provide each such user with a copy of these Instructions for Use and will make sure such user reads and understands the Instructions for Use before using the Eclipse Glasses.

By using the Eclipse Glasses to view the Sun, you agree with the following:

- (a) you understand these Instructions for Use completely;
- (b) you understand and accept the risks associated with improper use of the Eclipse Glasses;
- (c) you accept full responsibility for, and assume all risks associated with, the act of viewing the Sun, with or without the use of the Eclipse Glasses; and
- (d) the Eclipse Glasses are fragile, and any damage or modification will render them immediately and permanently unusable for their intended purpose.

By way of purchasing and using the Eclipse Glasses, you are irrevocably releasing, indemnifying, and holding harmless the manufacturer and seller from any liability, loss, claim and expense (including attorney’s fees), including but not limited to bodily injury or other personal harm, which may result from using the Eclipse Glasses under any circumstances or conditions and irrespective of jurisdiction. Neither the manufacturer nor the seller will be responsible for any damages of any kind, irrespective of reasons, conditions or circumstances, including malfunctioning of the Eclipse Glasses. All risks associated with using the Eclipse Glasses rest solely and entirely with the user, irrespective of whether the Eclipse Glasses are used by the original purchaser or any third party. You fully understand and assume the risks in using the Eclipse Glasses. You confirm that you have read this release of liability and fully understand its terms and that you have given up substantial rights by purchasing and using the Eclipse Glasses.

THE MANUFACTURER AND SELLER OF THE ECLIPSE GLASSES MAKE NO WARRANTY OF ANY KIND, EXPRESSED OR IMPLIED, WITH RESPECT TO THE ECLIPSE GLASSES, INCLUDING BUT NOT LIMITED TO THE IMPLIED WARRANTIES OF MERCHANTABILITY, FITNESS FOR A PARTICULAR PURPOSE, AND NON-INFRINGEMENT. NEITHER THE MANUFACTURER NOR THE SELLER SHALL BE LIABLE FOR ANY OTHER DAMAGES, INCLUDING BUT NOT LIMITED TO DIRECT, INDIRECT, INCIDENTAL, SPECIAL, CONSEQUENTIAL, OR EXEMPLARY DAMAGES, WHETHER IN AN ACTION IN CONTRACT OR TORT (INCLUDING NEGLIGENCE AND STRICT LIABILITY), SUCH AS, BUT NOT LIMITED TO, LOSS OF ANTICIPATED PROFITS OR BENEFITS RESULTING FROM, OR ARISING OUT OF, OR IN CONNECTION WITH THE USE OR FURNISHING OF THE ECLIPSE GLASSES OR THE PERFORMANCE, USE OR INABILITY TO USE THE SAME, EVEN IF THE MANUFACTURER OR SELLER HAS BEEN ADVISED OF THE POSSIBILITY OF SUCH DAMAGES. IN NO EVENT WILL THE MANUFACTURER’S OR SELLER’S TOTAL LIABILITY EXCEED THE PRICE PAID FOR THE PRODUCT.

Note Regarding Translations

[Translations](#) of these Instructions for Use into various languages are provided “AS-IS” and solely for the convenience of the reader. Eclipse2024.org has made reasonable efforts to ensure the accuracy of the Translations; however, in the event of any perceived discrepancy in meaning or interpretation between the English version and any Translation, the English version will prevail. You should not act in reliance on anything contained in any Translation of these Instructions for Use, but should refer to the official English version.

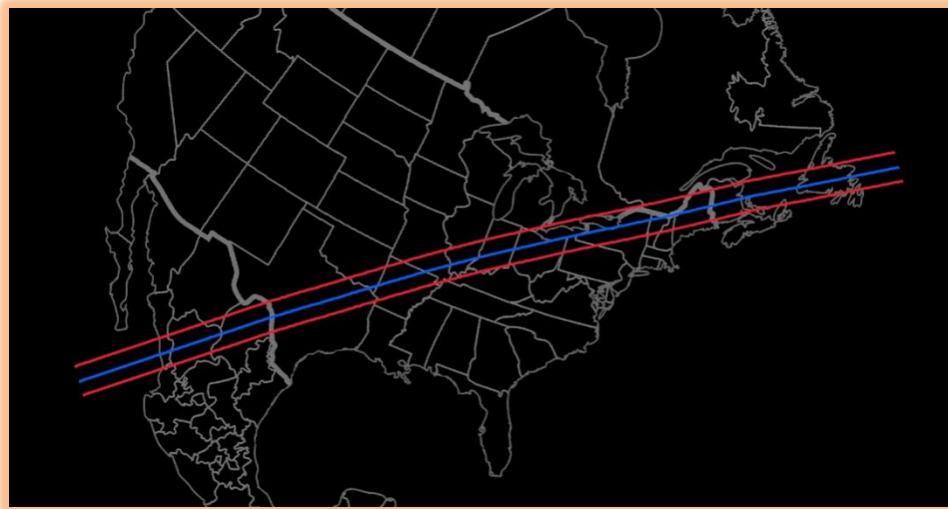
QORRAX MADOOBAADKA BUUXA – 8 Abriil 2024

Ku soo dhawoow Qaaradayada!

Waxaan kugu sharfannay inaad dooratay inaad soo booqato qaaradayada si aad u arragto qorrax madoobaadka buuxa, waxaan jeclaan lahayn in qof walbaa uu awood u yeesho inuu arko dhacdadan cajiibka ah si ammaan leh!

*Waxaan ku siineynaa tilmaamahan oo ah ‘afka soomaaliga’ si ay kuugu fududaato’. Nooca Ingiriisiga ah ee tilmaamahan, jihooyinkan iyo afeefahan (“Tilmaan-bixinnada”), ayaa ah isha dhamayska tiran ee macluumaadka iyo hagidda isticmaalka saxda ah ee muraayada qorrax madoobaadka si aad si toos ah ugu fiirsato qorraxda. Tilmaamaha waxaa laga heli karaa barta internetka ee ah <https://tinyurl.com/2024Instructions>, waana inaad akhridaa, fahamtaa oo aad raacdaa si aad u isticmaasho muraayadaha qorrax madoobaadka. **Ku guuldareysiga raacitaanka Tilmaamahan waxay keeni kartaa dhaawac halis ah oo kugu yimaada.***

Xiddigyahanadu waxay ugu yeedhaan qorrax madoobaadka 8 Abriil, 2024 “qorrax madoobaadka buuxa”, haddaba si aad si buuxda u arragto, waa inaad ku sugantahay dhul aad u dhuuban oo ka gudba Waqooyiga Ameerika (oo loo yaqaan “Wadada Dhameystiranka”). Haddii aanad ku jirin wadadan, waxaad arki doontaa oo keliya qeyb kamid ah qorrax madoobaadka! Sidaas darteed, waxaa aad u muhiim ah in aad ogaato in aad ku jirto wadada dhameystiranka, habka aad u isticmaali laheydna sharaxaad ayaa lagaa siin doonaa.



Wadada Dhameystiranka

HAGAHA ISTICMAALKA **DEGDEGA AH**

TILMAAMO FAAHFAAHSAN

Erayga “Muraayadaha Qorrax Madoobaadka” sida lagu isticmaalay warqadan waxa loo fahmay inuu u taagan yahay “Eclipse Glasses” ee lagu soo xusay afeefta ku qoran bogga hore, sidoo kalena lagu xusay meelo kale oo ka tirsan warqadan.

isticmaalkaaga muraayadaha qorrax madoobaadka si aad ugu arragto qorraxda waa mid u dhigma heshiis sharci ah. waa inaad si sax ah oo dhameystiran u raacdaa tilmaamaha iyo jiheynta ku jira tilmaamahan, si aad u isticmaasho muraayadaha qorrax madoobaadka oo aad ugu fiirsato cadceeda waqti kasta. haddii aadan fahmin tilmaamaha, ama aadan u raaci karin dhamaantood si dhameystiran oo sax ah, ama hadii aadan waafaqin shuruudaha, kadib waxa lagu sheegaya oo lagugula talinayaa in aadan isku dayin inaad eegto cadceeda waqtina, adigoo isticmaalaya habna.

HAGAHA ISTICMAALKA DEGDEGA AH EE MURAAYADAH QORRAX

Hagahan Isticmaalka Degdega waa mid kooban oo laga keenay [faahfaahino ah luqada Soomaaliya](#), oo ay waajib tahay inaad aqrido, aad fahamto oo aad u hogaansato dhamaantood si aad u isticmaasho Muraayadaha Qorrax Madoobaadka si aad ugu fiiriso qorrax madoobaadka.









- 1) Ka fiiri goobtaada eclipse2024.org/find-times kana eeg in qorrax madoobaadka looga arkayn si dhameystiran halkaa, sidoo kale waqtiyada qiyaasta ah ee qaybta (hadii ay ku haboon tahay) dhameyska ah ee goobtaas.
- 2) Qorrax madoobaadka dhameystiran run ahaantii waa dhacdo aad u cajiib ah, laakiin keliya waxaad ku raaxeysan kartaa aragtida dhameystiranka haddii aad ku sugan tahay goobta “wadada dhameystiranka” – taas oo uu balaarkeedu yahay qiyaas ahaan 200km oo keliya. haddii si dhameystiran aan looga arki karin goobta aad ka fiirinayso ee aad qorshasatay, waxaan si adag kuugula talinaynaa inaad u gurto goob kale oo ku jirta wadada dhameystiranka!
- 3) Si aad u isticmaasho Muraayadaha Qorrax Madoobaadka si aad u aragto qorrax madoobaadka, qabo walaxda bikaaca ee Muraayadaha Qorrax Madoobaadka adigoo ku toosinaya indhahaaga, si si dhameystiran lagaaga ilaaliyo inaad qorraxda si toos ah u fiiriso.
- 4) Goorma ayaa la isticmaali karaa Muraayadaha Qorrax Madoobaadka si loo fiiriyo qorraxda:
 - a. Hadii qorrax madoobaadku **AANU NOQON DOONIN** mid dhameystiran goobtaada, kadib waa inaad ku eegto adigoo isticmaalaya waqti kasta Muraayadaha Qorrax Madoobaadka. **WAXAAD KHATAR GALIN KARTAA INUU DHAAWAC JOOGTO AHI SOO GAARO INDHAHAAGA HADDII AAD FIIRISO QORRAXDA ADIGOON ISTICMAALAYN ILAALIYAHA INDHAHA EE SAXDA AH!!**
 - b. Hadii qorrax madoobaadku **NOQON DOONO** mid dhameystiran goobtaada, kadib waa **INAAD** inaad ku fiiriso qorraxda adigoo isticmaalaya waqti kasta Muraayadaha Qorrax Madoobaadka inta ay soo jeedo iftiinka wareega ah ee qorraxdu – xitaa haddii ay qayb yari – muuqato. **WAXAAD KHATAR GALIN KARTAA INUU DHAAWAC JOOGTO AHI SOO GAARO INDHAHAAGA HADDII AAD KU GUULDARAYSATO INAAD RAACDO TILMAAMAHAN!**
 - i. Si kastaba ha noqotee, **inta lagu gudo jiro waqtiga kooban ee dhameystiranka oo KELIYA**, marka iftiinka wareega ee qorraxda aan la arkayn gebi ahaanba, waad u eegi kartaa si toos ah qorrax madoobaadka dhameyskatiran adigoo isticmaalayn Muraayadaha Qorrax Madoobaadka.
 - ii. Xaqiiqdii, haddii aad isku daydo inaad isticmaasho Muraayadaha Qorrax Madoobaadka si aad ugu fiiriso cadceeda inta lagu gudo jiro waqtiga dhameystiranka, gebi ahaanba waxba ma arki doontid!
 - iii. Waa **INAAD** dib u isticmaasho Muraayadaha Qorrax Madoobaadka sida ugu dhakhsaha badan marka uu dhameystiranku dhamaado, ee iftiinka wareega ah ee qorraxdu dib usoo muuqato.
- 5) Hadii si kale loo dhaho,

**MARKA IFTIINKA WAREEGA AH EE QORRAXDU UU MUUQDO!,
WAA INAAD ISTICMAASHAA MURAAYADAH QORRAX
MADOOBAADKA SI AAD U FIIRISO QORRAXDA.**

TILMAAMAHA FAAHFAAHSAN EE ISTICIMAALKA QORRAXDA

Marka hore, waxa jira eraybixin u baahan inaad fahamto!

Qorrax madoobaad kasta, iyo goob kasta oo dhulka ku taala, waxa jira magacyo loo yaqaano qaar kamida wakhtiyada dhacdooyinka muhiimka ah. Kuwan waxa lagu qeexay sidan soo socota:

Magaca Dhacdada	Sharaxaadda Dhacdada	Sidee Ayuu Muuqaalkiisu u Egyahay (marka qorrax madoobaadka dhameyskatiran)	Sidee Ayuu Muuqaalkiisu u Egyahay (marka qorrax madoobaadka qaybta ah)
C1	Bilowga marxalada qaybta ah		
C2	Bilowga marxalada uu dhameystiran yahay		** Ma dhaco! **
Kala barka qorrax madoobaadka	Bartamaha qorrax madoobaadka		
C3	Dhamaadka marxalada dhameystiranka		** Ma dhaco! **
C4	Dhamaadka marxalada qaybta ah		

1) TILMAAMAHA GUUD EE ISTICMAALIDA MURAAYADAH QORRAX MADOOBAADKA

- 1) [haddii ay suuro galtahay] si taxadar leh uga saar buqshada Muraayadaha Qorrax Madoobaadka.
- 2) Ilaali Muraayadaha Qorrax Madoobaadka marka aan la isticmaaleyn.
- 3) Iska baar Muraayadaha Qorrax Madoobaadka kahor isticmaal kasta; haddii bikaaca filimku uu dhaawacmay ama isku duuduubmay si kastoy ahaataba, inata kadib jeex Muraayadaha Qorrax Madoobaadka, oo burburi, [helna badal aan dhaawacqabin](#).
- 4) Haddii bikaaca filimku uu si uun u dhaawacanyay, marnaba ha u isticmaalin Muraayadaha Qorrax Madoobaadka inaad ku eegto qorraxda.
- 5) Haka saarin walaxda bikaaca filimka ee ku jira Muraayadaha Qorrax Madoobaadka, hana isticmaalin walaxda bikaaca filimka ee laga saaray [muraayada] si aad sinaba ugu eegto qorraxda.
- 6) Muraayadaha Qorrax Madoobaadka ee sida fiican loo rakibay, bikaacyadoodu aanuu dhaawac lahayn ee muraayadaha waxay si badqab leh u joojiyaan heerarka khatarta leh ee iftiinka muuqda, iyo sidoo kale raajada ultraviolet-ka ee waxyeellada leh iyo shucaacyada kale ee qorraxda. sidaas awgeed wey haboon tahay in loo isticmaalo Muraayadaha Qorrax Madoobaadka, sida ku xusan jihooyinka lagu siiyey ee tilmaamahan, markasta oo la eegayo cadceeda, ma jiraan ‘shucaac Qorrax Madoobaadka’ u gaar ah kaas oo ka dhigaya cadceeda kuwo khatar badan ama khatar yar inta lagu gudo jiro Qorrax Madoobaadka.
- 7) **Waa inaad u isticmaasho Muraayadaha Qorrax Madoobaadka, habka halkan lagu qeexay, si aad ugu fiiriso qorraxda si badqab leh markasta oo qayb kamid ah iftiinka goobada ah ee qorraxdu uu muuqdo. Tani waxay khuseysaa iyadoon loo eegin waqtiyada qorrax madoobaadka (lagu magacaabo “C2” ama “C3” sida lagu sharaxay xagga sare) ee laga yaabo inaad ku arragtay meel kasta.**
- 8) Hala isticmaalin Muraayadaha Qorrax Madoobaadka xoqad, diirad, kamarad, bikaacyo, muraayad, ama aalad kale oo arrag, qalab ama shay kasta oo kale oo gudbinaya ama humaag celinaya iftiinka (“Qalab Arragti”).
- 9) Marnaba Qalabkaas Arragtida ha u jeedin Qorraxda hana u eegin waligaa si toos ah muuqaalka Qorraxda adigoo isticmaalaya Qalabka Arragtida ee loo jeediyay qorraxda, ama mid sinaba u ururinaya, diirada saara, ama humaag celiya iftiinka Qorraxda.
- 10) Ha u ogolaanin Muraayadaha Qorrax Madoobaadka inay isticmaalaan xayawaanku, ama qof kasta oo kale oo si kumeel gaar ah naafo u ah, oo aan awoodin inuu aqriyo, fahmo una hogaasamo shuruudaha isticmaalka badqabka leh ee Muraayadaha Qorrax Madoobaadka, ama si sharci ah u aqbal masuuliyadaha cawaaqibka ka dhalanaya isticmaalkooda.
- 11) Si aad u isticmaasho Muraayadaha Qorrax Madoobaadka:

ku hay muraayadaha qorrax madoobaadka si dhameystiran inta u dhaxaysa indhahaaga iyo cadceeda, adigoo ku eegaya walaxda bikaaca ee aan waxyeelo soo gaarin dhinaca qorraxda, ku ilaalinayana bikaaca Muraayadaha Qorrax Madoobaadka dhamaan waqtiyada oo dhan inta u dhaxaysa indhahaaga iyo qorraxda. Xaalada Muraayadaha Qorrax Madoobaadka loo qaabeeyey kartoon adag oo ah indho gashi ah, waxaad u laalaabi kartaa kartoonka adag hab aad u xiran karto si lamid ah muraayadahacaadiga ah ee indhaha. Marnaba si toos ah ha u eegin cadceeda ilaa uu jiro Qorrax Madoobaad Dhameystiran (taasina waxa weeyi, inta lagu gudo jiro waqtiyada u dhaxeeya C2 iyo C3 taas oo lagugu xasuusin doono jaantuuska hoose haddii ay waqtiyadani suuragal ka noqdaan goobta aad ka eegayso) haddii aanad si toos ah u eegayn adigoo isticmaalaya Muraayadaha Qorrax Madoobaadka ee aan lahayn bikaac waxyeelo soo gaadhay.
- 12) Ha isticmaalin walax ama shay kasta oo kale, oo aan ahayn bikaacyada Muraayadaha Qorrax Madoobaadka lagu rakibay ee ku yaala meesha la qabsado ee asal ahaan lagu soo sameeyey, si ay u ilaaliyaan indhahaaga markaad isku dayeyso inaad eegto qorraxda.
- 13) Haddii aad qabtid wax su’aalo ah oo ku saabsan tilmaamahan, fadlan kala xiriir [Eclipse2024.org](https://tinyurl.com/glasses-questions)



2) BARO WAQTIYADA DHACDOOYINKA KHAASKA AH EE QORRAX MADOOBAADKA GOOBTAADA

Adigoo ku saleynaya macluumaadka ku sugan bogga eclipse2024.org/find-times ee goobtaada, buuxi bayaankan soo socda;

Goobtayda, qorrax madoobaadku waa mid:

















(goobaab mid kamid ah)

<p>Haddii qorrax madoobaadka goobtaadu uu yahay mid DHAMEYSTIRAN, raac tilmaamaha ku jira gudaha</p> <p>“QORRAX MADOOBAADKU WAA MID DHAMEYSTIRAN GOOBTAYDA”</p> <p>gaybta hoose:</p>	<p>Haddii qorrax madoobaadka goobtaadu uu yahay mid AAN DHAMEYSTIRNEYN, raac tilmaamaha ku jira gudaha</p> <p>“QORRAX MADOOBAADKU WAA MID AAN DHAMEYSTIRNEYN GOOBTAYDA”</p> <p>gaybta hoose:</p>
--	--

** QORRAX MADOOBAADKU WAA MID **DHAMEYSTIRAN** GOOBTAYDA **

Waxaad ku sugan tahay wadada dhameyskatiranka, waxaanad la kulmi doontaa dhacdo dhif iyo naadir oo cajiib ah! waxaa muhiim ah inaad go'aamin kartid waqtiga qorrax madoobaadka dhameyskatirani uu ka muuqdo goobtaada. Waxaad awoodi doonta inaad sameyso adigoo dib u eegaya waqtiyada hoos ku xusan, sidoo kale maxaa yeelay ma jiri doono qayb kamid ah wareega qorraxda oo iftiimi doonta lana arki karo inta lagu gudo jiro dhameystiranka.

- 1) Adigoo ku salaynaya macluumaadka ku taxan bogga eclipse2024.org/find-times ee goobtaada gaarka ah, ku qor qiyaasta waqtiyada dhacdo kasta oo qorrax madoobaad oo ku taala xagga hoose (Hubi inaad u [badasho waqtiyada](#) waqtigaaga aagaaga!):

Kahor C1	* Ma jiro qorrax madoobaad *				Waa INAAD isticmaashaa Muraayadaha Qorrax Madoobaadka
C1	Marxalada qaybta ahi waxay bilaabmaysaa:				Waa INAAD isticmaashaa Muraayadaha Qorrax Madoobaadka
C2	Marxalada dhameyskatiran i waxay bilaabmaysaa:				Kadib C2 , waxaad ku fiirin kartaa indhahaaga caadiga ah
Bartamaha qorrax madoobaadka	Waxay dhacaysaa:				Waxaad ku fiirin kartaa indhahaaga caadiga ah
C3	Marxalada dhameyskatiran i waxay dhamaaneysaa:				Waa INAAD markale osticmaashaa Muraayadaha Qorrax Madoobaadka
C4	Marxalada qaybta ah waxay dhamaaneysaa:				Waa INAAD isticmaashaa Muraayadaha Qorrax Madoobaadka
Kadib C4	* Ma jirro qorrax madoobaad *				Waa INAAD isticmaashaa Muraayadaha Qorrax Madoobaadka

- 2) Inkastoo aad ku sugan tahay wadada dhameyskatiran, weli waa **INAAD** isticmaasho Muraayadaha Qorrax Madoobaadka si aad ugu eegto qorraxda dhamaan waqtiyada ka horeeya C2 ama ka danbeeya C3, marka qorrax madoobaadku aanu dhameystirneyn.

- 3) Waxaad si toos ah ugu eegi kartaa qorraxda indhaahga caadiga ah (Adigoo isticmaaleyn Muraayadaha Qorrax Madoobaadka) KELIYA:
- haddii qorrax madoobaadku yahay mid ka dhameystiran goobtaada (waxaad ku sugan tahay “wadada”), IYO
 - inta lagu gudo jiro waqtiyada dhameystirnaanta (qiyaas ahaan inta u dhaxaysa C2 ilaa C3 ee goobtaada ee lagu xusay kor,) IYO
 - markasta oo iftiinka wareegsan ee qorraxda uu SI DHAMEYSTIRAN u daboolo Dayaxu.**

Waqtiyada saxda ah ee dhamaystiranku way kala duwan yihiin waxayna ku xiran yihiin goobtaada gaarka ah, markaa waa inaad hore u ogtahay una qortay waqtiyada iyo qiyaasaha. Waqtiyada aad xagga sare ku qortay waa qiyaas!

- Mar labaad, iyadoon loo eegin waqtiyada ku qoran liiska hore, ama kuwa laga soo ururiyey ilo kasta oo dibedda ah, **waa inaad markasta ku eegta qorraxda adigoo isticmaalaya Muraayadaha Qorrax Madoobaadka MARKASTA OO QAYB KAMID AH iftiinka wareega ah ee qorraxda la arki karo.**
- Tilmaamahan waxa weheliya sawiro iyo sharaxaad dheeri ah si ay qof walba uga caawiso inuu fahmo.

Waa inaad akhridaa, fahamtaa, oo aad u hoggansantaa bayaannadan soo socda:











WAA INAAN RAACAA **DHAMMAAN TILMAAMAHA KU SAABSAN
ISTICMAALKA MURAAYADAH QORRAX MADOOBAADKA, SI
AAN UGU ISTICMAALO SI BADQAB AH.**

**HADDII QAYB KA MID AH IFTIINKA WAREEGA AH EE
QORRAXDU UU MUUQDO, WAA **INAAN** ISTICMAALAA
MURAAYADAH QORRAX MADOOBAADKA MARKA
AAN EEGAYO QORRAXDA.**

**** QORRAX MADOOBAADKU WAA MID **AAN DHAMEYSTIRNEYN** GOOBTAYDA ****

Kuma sugnid wadada dhameystiranka, sidaas awgeed ma awoodid inaad aragtid quruxda qorrax madoobaad dhameystiran. (waxaan si adag kugula talinaynaa in aad isku daydo inaad bedesho goobtaada oo aad u guurto wadada dhamaystiranka si aad u wadaagto waayo-aragnimadan cajiibka ah)!

- 1) Adigoo ku salaynaya macluumaadka ku taxan bogga eclipse2024.org/find-times ee goobtaada gaarka ah, ku qor qiyaasta waqtiyada dhacdo kasta oo qorrax madoobaad oo ku taala xagga hoose (Hubi inaad u [badasho waqtiyada](#) waqtigaaga aagaaga!):

Kahor C1	* Majiro qorrax madoobaad *				Waa INAAD isticmaashaa Muraayadaha Qorrax Madoobaadka
C1	Marxalada qaybta ahi waxay bilaabmaysaa:				Waa INAAD isticmaashaa Muraayadaha Qorrax Madoobaadka
Bartamaha qorrax madoobaadka	Waxay dhacaysaa:				Waa INAAD isticmaashaa Muraayadaha Qorrax Madoobaadka
C4	Marxalada qaybta ahi waxay dhamaaney saa:				Waa INAAD isticmaashaa Muraayadaha Qorrax Madoobaadka
Kadib C4	* Majiro qorrax madoobaad *				Waa INAAD isticmaashaa Muraayadaha Qorrax Madoobaadka



(Ogsoonow in aysan jirin liisaska waqtiyada C2 IYO C3, maadaama qorrax madoobaadku aanu ahayn mid dhameys tiran goobtaada!)

- 2) **Maadama aanu qorrax madoobaadku aanuu dhameystirneyn goobta aad ku sugan tahay**, waa **INAAD** mar walba isticmaashaa Muraayadaha Qorrax Madoobaadka si ugu eegto qorraxda. Mar labaad, waxaan ku talineynaa in aad u safarto goobta wadada dhamaystiranka, si aad si badqab leh ugu aragto qayb kamid ah qorrax madoobaadka!
- 3) Tilmaamahan waxa weheliya sawiro iyo sharaxaad dheeri ah si ay qof walba uga caawiso inuu fahmo.

Waa inaad akhridaa, fahamtaa, oo aad u hoggansantaa bayaannadan soo socda:

WAA INAAN RAACAA **DHAMMAAN TILMAAMAHA KU SAABSAN ISTICMAALKA MURAAYADAH QORRAX MADOOBAADKA, SI AAN UGU ISTICMAALO SI BADQAB AH.**

WAA INAAN **MAR WALBA ISTICMAALAA MURAAYADAH QORRAX MADOOBAADKA MARKA AAN EEGAYO QORRAXDA.**



PDF

Af Soomaali

GRAN ECLIPSE NORTEAMERICANO
GRANDE ÉCLIPSE NORD - AMÉRICAINÉ
GREAT NORTH AMERICAN ECLIPSE

