

Amangilazi Okubola Kwelanga: Izixwayiso sokusebenzisa



Ukubola kwelanga Okugcweleyo

UMvulo, 8 Mabasa 2024



TERMS AND CONDITIONS FOR USE OF ECLIPSE GLASSES

Please read these Instructions for Use carefully before using the Eclipse Glasses. Your purchase and use of the Eclipse Glasses constitutes your agreement to these Terms and Conditions. Failure to follow these Instructions for Use may result in serious personal injury, including permanent eye damage. If you do not understand these Instructions or cannot follow them diligently and completely, then you should not look at the Sun at any time, with or without the Eclipse Glasses.

The term “Eclipse Glasses” refers to the special cardboard-and-polymer optical products, marked “ISO 12312-2” and “SAFE FOR DIRECT SOLAR VIEWING”, manufactured by Rainbow Symphony of Reseda CA or American Paper Optics of Bartlett TN, and sold by Eclipse2024.org for the purpose of viewing the Sun during the solar eclipse of April 8, 2024, by or under the direct supervision of a person 18 years of age or above and in accordance with these Instructions for Use.

Observing the Sun directly, without the benefit of eye protection provided by the Eclipse Glasses, will likely result in serious personal injury, up to and including permanent eye damage and blindness. When these Instructions for Use are followed completely and precisely, the undamaged and unmodified Eclipse Glasses have been proven to be safe and effective in allowing direct, short-term viewing of the Sun. If these Instructions for Use are not followed, or if damaged or modified Eclipse Glasses are used, permanent eye injury could result.

You should never look directly at the Sun, with or without the aid of the Eclipse Glasses, if you have any temporary or permanent medical or other condition which either (1) prevents your use of the Eclipse Glasses according to these Instructions for Use, or (2) which predisposes you to an increased or special risk of incurring, worsening, or contributing to the effects of any optical condition, or other medical, health, or other condition, by looking or attempting to look at the Sun.

You should never attempt to perform any other activity (such as driving or walking) while using the Eclipse Glasses.

You agree that if you allow others to use the Eclipse Glasses, you will provide each such user with a copy of these Instructions for Use and will make sure such user reads and understands the Instructions for Use before using the Eclipse Glasses.

By using the Eclipse Glasses to view the Sun, you agree with the following:

- (a) you understand these Instructions for Use completely;
- (b) you understand and accept the risks associated with improper use of the Eclipse Glasses;
- (c) you accept full responsibility for, and assume all risks associated with, the act of viewing the Sun, with or without the use of the Eclipse Glasses; and
- (d) the Eclipse Glasses are fragile, and any damage or modification will render them immediately and permanently unusable for their intended purpose.

Release and Limitation of Liability

By way of purchasing and using the Eclipse Glasses, you are irrevocably releasing, indemnifying, and holding harmless the manufacturer and seller from any liability, loss, claim and expense (including attorney’s fees), including but not limited to bodily injury or other personal harm, which may result from using the Eclipse Glasses under any circumstances or conditions and irrespective of jurisdiction. Neither the manufacturer nor the seller will be responsible for any damages of any kind, irrespective of reasons, conditions or circumstances, including malfunctioning of the Eclipse Glasses. All risks associated with using the Eclipse Glasses rest solely and entirely with the user, irrespective of whether the Eclipse Glasses are used by the original purchaser or any third party. You fully understand and assume the risks in using the Eclipse Glasses. You confirm that you have read this release of liability and fully understand its terms and that you have given up substantial rights by purchasing and using the Eclipse Glasses.

THE MANUFACTURER AND SELLER OF THE ECLIPSE GLASSES MAKE NO WARRANTY OF ANY KIND, EXPRESSED OR IMPLIED, WITH RESPECT TO THE ECLIPSE GLASSES, INCLUDING BUT NOT LIMITED TO THE IMPLIED WARRANTIES OF MERCHANTABILITY, FITNESS FOR A PARTICULAR PURPOSE, AND NON-INFRINGEMENT. NEITHER THE MANUFACTURER NOR THE SELLER SHALL BE LIABLE FOR ANY OTHER DAMAGES, INCLUDING BUT NOT LIMITED TO DIRECT, INDIRECT, INCIDENTAL, SPECIAL, CONSEQUENTIAL, OR EXEMPLARY DAMAGES, WHETHER IN AN ACTION IN CONTRACT OR TORT (INCLUDING NEGLIGENCE AND STRICT LIABILITY), SUCH AS, BUT NOT LIMITED TO, LOSS OF ANTICIPATED PROFITS OR BENEFITS RESULTING FROM, OR ARISING OUT OF, OR IN CONNECTION WITH THE USE OR FURNISHING OF THE ECLIPSE GLASSES OR THE PERFORMANCE, USE OR INABILITY TO USE THE SAME, EVEN IF THE MANUFACTURER OR SELLER HAS BEEN ADVISED OF THE POSSIBILITY OF SUCH DAMAGES. IN NO EVENT WILL THE MANUFACTURER’S OR SELLER’S TOTAL LIABILITY EXCEED THE PRICE PAID FOR THE PRODUCT.

Note Regarding Translations

[Translations](#) of these Instructions for Use into various languages are provided “AS-IS” and solely for the convenience of the reader. Eclipse2024.org has made reasonable efforts to ensure the accuracy of the Translations; however, in the event of any perceived discrepancy in meaning or interpretation between the English version and any Translation, the English version will prevail. You should not act in reliance on anything contained in any Translation of these Instructions for Use, but should refer to the official English version.

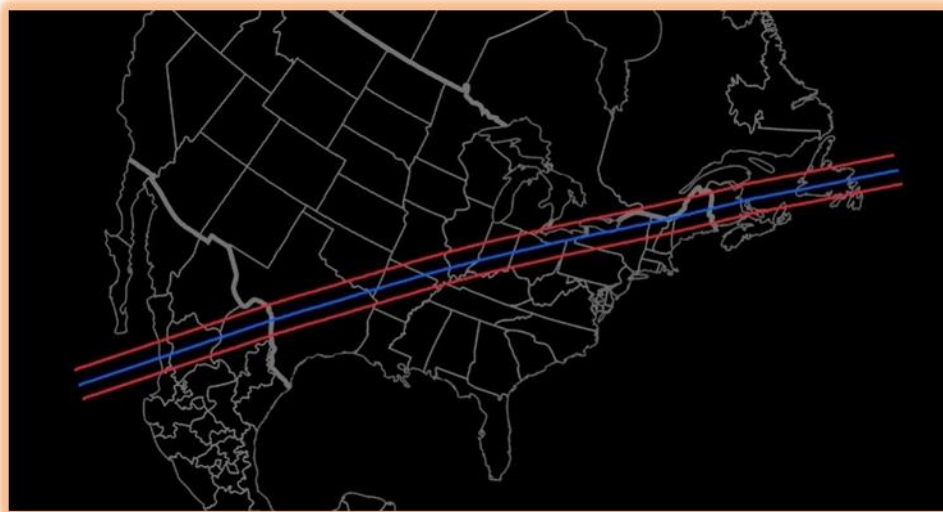
UKUBOLA KWELANGA OKUGCWELEYO – 8 Mabasa 2024

Uyamukelekile kwele Ningizimu yaseAmerica!

Siyathaba kakhulu ukuthi uyethekelele ilizwe lethu ukuzobona ukubola kwelanga, inhloso yethu ngeyokuthi ubone isehlakalo esiyisimanga ukhululekile!

*Silethulela izixwayiso zokusebenzisa ngesiNdebele ukuze lizwisise. Izixwayiso zokusetshenziswa kwa mangilazi ngesi Khiwa, indlela, logwalo (“IziXwayiso”), ngamazwi agcweleyo axwayisa ngokusebenzisa kwamangilazi okubola kweLanga okukhangela ilanga mathupha. Izixwayiso zokusetshenziswa kwamangilazi zitholakala ku<https://tinyurl.com/2024Instructions>, njalo kumele ubale, uzwisise ulandele ngokugcweleyo ukuze usebenzise amangilazi okubola kwelanga. **Ukungalandeli imilayo kungabangela ukulimala kakhulu emuntwini.***

Ababona ngomumo bathi mhlaka 8 Mabasa, 2024 “ukubola kwelanga ngokugcweleyo”, kodwa ukuthi ubone ukubola kwelanga ngokugcweleyo, kufanele ubesendaweni ezikumhlabulo olesosehlakalo lesi iNyakatho yeAmerica (kuthiwa “indlela yokubola kwelanga ngokugcweleyo”) nxa ungekho kulumhlabulo, uzayenelisa ukubona ukubola ingxenyane! Ngakho, kuqakathekile ukuthi ubekwazi ukuthi usendaweni yendlela yokubola kwelanga ngokugcweleyo, njalo indlela zokusebenzisa zizachasiswa ngokugcweleyo ngesikhatshana.



indlela yokubola kwelanga ngokugcweleyo

UGWALO LOKUKUFUNDISA NGAMAFITSHANE

IMILAYO EGCWELEYO

Ibala “Amangilazi okubola kwelanga”, njengendlela esetshenziswe ngalolugwalo, lizwisiseka limelela i “Eclipse Glasses” kukhulunywa ngalo kukhasilakuqala, njalo lukhulunywa ngalo phakathi kwalolugwalo.

Ukusebenzisa kwakho amangilazi okubola kwelanga ukubona ilanga kwenziwa ngokusemthethweni. Kumele unanzelele njalo ulandele ngokugcweleyo indlela zokusebenzisa ezikhona kumilayo yokusebenzisa, ukuze usebenzise amangilazi okubola kwelanga ukubona ilanga laloba yisiphi isikhathi, usebenzisa loba iphi indlela.

AMANGILAZI OKUBOLA KWELANGA UGWALO LOKUFUNDISA NGAMAFITSHANE

Ugwalo lolu lumumethe indlela [yokusetshenziswa kwamangilazi lawo ngolimi lweSindebele](#), okumele ukubale, uzwisise njalo uvumelane ngokugcweleyo ukuze usebenzise amangilazi okubola kwelanga ukukhangela ukubola kwelanga.









- 1) Khangela indawo okuwo kueclipse2024.org/find-times usendaweni lapho ilanga elizabola ngokugcweleyo, kanye lokuthi ngasikhathi sinye lapho ilanga elizabola ingxenye (nxa kusenza) izikhathi okuzayenzakala kuleyondawo.
- 2) Ukubola kwelanga ngokugcweleyo yinto emangalisayo kakhulu, kodwa ungakholisa lesisehlakalo nxa usendaweni lapho “ilanga elibola ngokugcweleyo” – lokhu kwenzakala kusibanga esingaba ngumango ongamakhulu amabili ububanzi. Nxa ukubola ngokugcweleyo kungenzakalanga njengalokhu okuhleliweyo kundawo ezikhangelelweyo, siyakuxwayisa ukuthi usuke kuleyondawo uhambe indlela yokubola kwelanga ngokugcweleyo!
- 3) Ukusebenzisa amangilazi okubola kwelanga ukubona ukubola kwelanga, bamba amangilazi okubona ukubola kwelanga uwaqondanise lamehlo akho, ukuze amehlo akho avikeleke ekukhangeleni ilanga mathupha.
- 4) Ungasebenzisa nini amangilazi okubola kwelanga ukubona ilanga:
 - a. Nxa ukubola kwelanga **KUNGENZEKELANGA** ngokugcweleyo endaweni okuyo, ngakho khangela usebenzisa amangilazi okubola kwelanga ngasikhathi sonke. **UNGABASENGOZINI YOKULIMALA AMEHLO NXA UNGAKHANGELA ILANGA UNGAVIKELANGA AMEHLO!**
 - b. Nxa ukubola kwelanga **KUNGAYENZAKALA** ngokugcweleyo endaweni okuyo, KUFANELE ukhangele iLanga usebenzisa amangilazi okubola kwelanga kuthi elinye icele lelanga likhanya kakhulu – laloba kuyisiqephu – esibonakalayo. **UBASENGOZINI YOKUZILIMAZA NXA UNGAYEHLULEKA UKUSEBENZISA IMILAYO ELANDELWAYO!**
 - i. Kungasenani, **ngesikhathi sokubola kwelanga okwesikhathi esifitshane KUPHELA**, nxa kungela kukhanya kwecezu lelanga konke kungabonakala, kufanele ukhangele mathupha ukubola kwelanga ngokugcweleyo ungasebenzisanga amangilazi okubola kwelanga.
 - ii. Kukanti, ungazama ukusebenzisa amangilazi okubola kwelanga ukukhangela ilanga ngesikhathi libolile ngokugcweleyo, akula lutho oluzalubona!
 - iii. KUFANELE ubuyele ekusebenziseni amangilazi okubola kwelanga ngemuva kokubona ukubola ngokugcweleyo sokwedlule, njalo icezu lelanga selibonakala.
- 5) Ngamanye amazwi,

**NXA KULECEZU LELANGA ELIKHANYAYO, KUMELE USEBENZISE
AMANGILAZI OKUBOLA KWELANGAKUKHANGELA ILANGA!**

IMILAYO EGCWELEYO YOKUSEBENZISA AMANGILAZI OKUBOLA KWELANGA

Kuqala, kukhona okumele sikuzwisisel!

Ukubola kwelanga, kanye lendawo esemhlabeni, kulamabizo aphiwa ezinye izehlakalo eziqhakathekileyo. Lawa abizwa ngokuthi:

<i>Ibizo lesehlakalo</i>	<i>Ingcazelo yeSehlakalo</i>	<i>Kubonakala Njani (ukubola ngokugcweleyo)</i>	<i>Kubonakala Njani (ukubola ingxenye)</i>
C1	Ukuqala kwengxenye yesigaba		
C2	Ukuqala kokubola ngokugcweleyo		* Akwenzakali Lutho! *
<i>Ukubola okuphakathi</i>	Ukubola phakathi kwelanga		
C3	Ukuphela ngokugcweleyo		* Akwenzakali Lutho! *
C4	Ukuphela kwengxenye yesigaba		

1) IZIXWAYISO OKUMELE ZILANDELWE NXA USEBENZISA AMANGILAZI OKUBOLA KWELANGA

- 1) [nxa kusenza] Vula amangilazi okubola kwelanga ngonanzelelo.
- 2) Gcina amangilazi okubola kwelanga evikelekile nxa engasetshenziswa.
- 3) Khangelisisa amangilazi okubola kwelanga engakasetshenziswa; nxa inhlanga zamangilazi lawa zifile loba wona egoqakele, qamula amangilazi okubola kwelanga uwabulale, [uthole amangilazi angafanga amatsha](#).
- 4) Nxa inhlanga zamangilazi zifile loba ngasiphi isimo, ungasebenzisi amangilazi okubola kwelanga, ungasebenzisi amangilazi okubola kwelanga ukukhangela ilanga loba ngasiphi isikhathi.
- 5) Ungakhiphi inhlanga zamangilazi okubola kwelanga, njalo ungasebenzisi inhlanga ezikhithiweyo ukukhangela ilanga loba likusiphi isimo.
- 6) Indlela eqondileyo yokufaka, inhlanga zamangilazi okubola kwelanga kungavikela ingozi yokubonakala kokukhanya, kanye lengozi kweUV Kanye lensaba zelanga. Ngakho kuqakathekile ukusebenzisa ngemfanelo amangilazi okubola kwelanga, kulandelwa indlela emunyethwe yimilawo, ukukhangela ilanga laloba yisiphi isikhathi. Akula ndlela eyodwa engachasisa “insaba zokubola kwelanga” okuyenza ukubona ilanga, kumbe okungasingozi ngesikhathi sokubola kwelanga.
- 7) **Kumele usebenzise amangilazi okubola kwelanga, ngendlela ecazwe ngayo lapha, ukukhangela ilanga kuhle LAPHO okulokucazimula kwelanga okubonakalayo okucazimulayo. Lokhu kuliqiniso laloba kulokwehlukana kokubola kwelanga (okufana lo “C2” lo “C3” njengalokhu okuchasisiweyo phezulu) leyo etholakeleyo kwezinye indawo.**
- 8) Ungasebenzisi amangilazi okubola kwelanga uhlanganise lento ezilandelayo telescope, binocular, camera, inhlanga, isibuko, kumbe eyinye impahla ephathisa ukubona, limpahla ilakho ukuhambisa kumbe ukwengeza ukukhanya lokucazimula (“Impahla yokusebenzisa emahlweni”).
- 9) Ungaze ukhombise impahla yokusebenzisa emehlweni iqondane lelanga, ungakulinge ukhangele isithombe selanga, ngeyinye indlela, ukhangele loba ukukhangela ukukhanya kwelanga.
- 10) Ungavumeli amangilazi okubola kwelanga esetshenziswa zinyamazana, loba umuntu ongaboni kuhle, ongayenelisi ukubala ukuzwisisa lokulandela okufunakalayo ukuthi usebenzise kuhle amangilazi okubola kwelanga, kumbe ukuvuma ngokusemthethweni lokuvuma okufanele ukwenze ngalokho abayabe bekwenzile.
- 11) Ukusebenzisa amangilazi okubola kwelanga:

Bamba amangilazi okubola kwelanga kuhle phakathi kwamehlo leLanga, njalo khangele ngenhlanga zamangilazi okubola kwelanga, ukugcina inhlanga zamangilazi okubola kwelanga ngasonke isikhathi phakathi kwamehlo akho leLanga. Nxa amangilazi okubola kwelanga abunjwe njenge amangirazi ekhadibhodi, uyenelisa ukugoqa ikhadibhodi ngendlela yokugqoka amangilazi okubola kwelanga okokuthi uyenelisa ukubona ngamangilazi lawo. Ungalingi ukhangele ilanga mathupha nxa lingabolanga ngokugcwele (lokhu kutsho ukuthi, phakathi kwezikhathi ezithi C2 lo C3 lokhu ozakubona kutshathi elilandelayo, nxa izikhathi zihambelana lokubona ulapho okhona), ngaphandle kokuthi ukhangele mathupha ilanga usebenzisa amangilazi okubola kwelanga kumbe inhlanga yempahla yamangilazi ekubola kwelanga.
- 12) Ungasebenzisi eyinye impahla, kumbe ulutho olungayisiyo elungisa inhlanga zamangilazi okubola kwelanga afakwe abambelela lapha alungiswe khona, njengempahla evikela amehlo ngesikhathi sokubona ilanga.
- 13) Nxa ulemibuzo mayelana lemilayo leyi, sixhume kuEclipse2024.org ku<https://tinyurl.com/glasses-questions>.



2) FUNDA ISIKHATHI SOKUBOLA KWELANGA ENDAWENI OKUYO

Sisebenzisa ulwazi esiluphiweyo kueclipse2024.org/find-times lapho okhona, gcwalilisa ngokulandelayo:

Lapho engikhona, ukubola kwelanga kumi kanje:

















(isigombolozisi sakuqala)

<p>Nxa ilanga libolile NGOKUGCWELEYO lapho okhona, landela imilayo emunyethwe yi</p> <p>“UKUBOLA KWELANGA NGOKUGCWELEYO LAPHO ENGIKHONA”</p> <p>Njengalokhu okubhaliweyo ngaphansi:</p>	<p>Nxa ilanga libole NGOKUNGAGCWALANGA lapho okhona, landela imilaya emunyethwe yi</p> <p>“UKUBOLA KWELANGA NGOKUNGAGCWALANGA LAPHO ENGIKHONA”</p> <p>Njengalokhu okubhaliweyo ngaphansi:</p>
---	---

**** UKUBOLA KWELANGA *NGOKUGCWELEYO* LAPHO ENGIKHONA ****

Usendleleni lapho ilanga elibola ngokugcweleyo, njalo lesi yisehlakalo esingajwayelekanga njalo ngumkhosi omuhle kakhulu! Kuqakathekile kuwe ukuthi uyanelise ukubona ukuthi ilanga libolile lonke lapho okhona. Uyanelisa ukukwenza lokho ngokuqathanisa izikhathi eziphansi, njalo kuzakube kungela kukhanya kwelanga ngesikhathi ilanga libolengokugcweleyo.

- 1) Sisebenzisa umbiko owethulweyo ngabe eclipse2024.org/find-times zendawo ohlala kuyo, bhala phansi izikhathi ozicabangelawo ngokubola kwelanga okulotshiweyo phansi (woba leqiniso [lokuguqula izikhathi](#) kuhambelana lezikhathi zendawo okuyo!):

Kungakabi C1	* Akula kubola kwelanga *				KUMELE usebenzise amangilazi okubola kwelanga
C1	Ingxenye yokubola kuqalisa lapha:				KUMELE usebenzise amangilazi okubola kwelanga
C2	Ukubola ngokugcweleyo o kuqalisa lapha:				Ngemuva kuka C2 , uyanelisa ukukhangela ngamehlo mathupha
Ukubola okuphakathi	kuyenzakala lapha:				Uyanelisa ukukhangela ilanga ngamehlo mathupha!
C3	Ukubola ngokugcweleyo o kuphela lapha:				KUMELE njalo usebenzise amangilazi okubola kwelanga
C4	Ingxenye yokubola kuphela lapha:				KUMELE usebenzise amangilazi okubola kwelanga
Ngemuva kuka C4	* Akula kubola kwelanga *				KUMELE usebenzise amangilazi okubola kwelanga

- 2) Laloba usendleleni lapho ilanga elibole ngokugcweleyo, KUMELE usebenzise amangilazi okubola kwelanga ukubona ilanga ngazikhathi zonke kungakabi uC2 loba ngemuva kuka C3, nxa ilanga lingabolanga ngokugcweleyo.

- 3) Uyenelisa ukukhangela iLanga ngamehlo ungagqokanga lutho emehlweni (ungasebenzisanga amangilazi okubola kwelanga) KUPHELA:
- Nxa ilanga libole ngokugcweleyo lapho okhona (“usendaweni”), NJALO
 - Ngezikhathi zokubola kwelanga ngokugcweleyo (phose ngesikhathi esisuka kuC2 kusiyafika kuC3 endaweni okuyo oyibonileyo phezulu), NJALO
 - Lapho ukukhanya kwelanga KUVALWE ngci yiNyanga.**

Izikhathi zoqotho zokubola sibili zizatshiyana kusiya ngendawo okuyo, njalo kufanele ube, ubhalile izikhathi zoqotho olazo. Izikhathi ozibhalayo ngezokucabangela!

- 4) Kusenjalo, kungenani lezikhathi ezibhaliweyo phansi, loba ezitholakeleyo kwezinye indawo, kumele uhlale ukhangele iLanga usebenzisa amangilazi **okubola kwelanga LAPHO INGXENYE yokukhanya kwelanga okubonakalayo.**
- 5) Lezindlela zihamba lokudwetshiweyo kuchasiswa njengendlela yokukuphathisa ukuthi uzwise.

Kumele ubale, uzwise, njalo ulandele imbiko alandelayo:











KUMELE NGILANDELE **ZONKE IZIXWAYISO ZOKUSEBENZISA
KWAMANGILAZI OKUBOLA KWELANGA, UKUZE
ASETSHENZISWE NGOKUZIVIKELA.**

**NXA KULENGXENYE YELANGA
EKHANYAWO, **KUMELE** NGISEBENZISE
AMANGILAZI OKUBOLA KWELANGA NXA
NGIKHANGELE ILANGA.**

**** UKUBOLA KWELANGA *NGOKUNGAGCWALANGA* LAPHO ENGIKHONA ****

Awukho endaweni lapho ilanga elibole khona lonke, njalo awusoke ubone ubuhle bokubola kwelanga lonke. (Siyakhuthaza ukuthi ubesendaweni ebole ilanga lonke, ukuze uzobikela abanye ngalesisehlakalo esimangalisayo!)

- 1) Sisebenzisa umbiko owethulweyo ngabe eclipse2024.org/find-times zendawo ohlala kuyo, bhala phansi izikhathi ozicabangelawo ngokubola kwelanga okulotshiweyo phansi (woba leqiniso [lokuguqula izikhathi](#) kuhambelana lezikhathi zendawo okuyo!):

Kungakabi C1	* Akula kubola kwelanga *				KUMELE usebenzise amangilazi okubola kwelanga
C1	Ingxenywe yokubola kuqalisa lapha:				KUMELE usebenzise amangilazi okubola kwelanga
Ukubola okuphakathi	kuyenzakala lapha:				KUMELE usebenzise amangilazi okubola kwelanga
C4	Ukubola ingxenywe kuphela lapha:				KUMELE usebenzise amangilazi okubola kwelanga
Ngemuva kuka C4	* Akula kubola kwelanga *				KUMELE usebenzise amangilazi okubola kwelanga



(Qaphela ukuthi akula C2 le C3 kuzikhathi ezilotshiweyo, ngoba kungela kubola kwelanga ngokungagcwalanga laphoohlala khona!)

- 2) Ngoba ilanga alibolanga ngokungagcwalanga lapho okhona, kumele **SIKHATHI SONKE** usebenzisa amangilazi okuwola kwelanga ukukhangela ilanga. Njalo, siyakukhuthaza ukuthi uhambe endaweni lapho ilanga elibole ngokugcweleyo. Woba leqiniso lokuhlala ulamangilazi okubola kwelanga ulayo, ukuze ubone uvikelekile izikhathi zokubola kwelanga!
- 3) Leyi imilayo ihambisana lokudwetshiweyo lempahla yokukuphathisa ukuthi uzwisise ngokugcweleyo.

Kumele ubale, uzwisise, njalo ulandele imbiko elandelayo:

KUMELE NGILANDELE **ZONKE IZIXWAYISO ZOKUSEBENZISA KWAMANGILAZI OKUBOLA KWELANGA, UKUZE ASETSHENZISWE NGOKUZIVIKELA.**

KUMELE **SIKHATHI SONKE USEBENZISE AMANGILAZI **OKUBOLA** KWELANGA NXA UKHANGELE ILANGA.**



PDF

isiNdebele

GRAN ECLIPSE NORTEAMERICANO
GRANDE ÉCLIPSE NORD - AMÉRICAINÉ
GREAT NORTH AMERICAN ECLIPSE

