


Pangoladhenna Mataare: Patodhu Pangangguyen



Gerhana Mataare Total

Senin, 8 April 2024



TERMS AND CONDITIONS FOR USE OF ECLIPSE GLASSES

Please read these Instructions for Use carefully before using the Eclipse Glasses. Your purchase and use of the Eclipse Glasses constitutes your agreement to these Terms and Conditions. Failure to follow these Instructions for Use may result in serious personal injury, including permanent eye damage. If you do not understand these Instructions or cannot follow them diligently and completely, then you should not look at the Sun at any time, with or without the Eclipse Glasses.

The term “Eclipse Glasses” refers to the special cardboard-and-polymer optical products, marked “ISO 12312-2” and “SAFE FOR DIRECT SOLAR VIEWING”, manufactured by Rainbow Symphony of Reseda CA or American Paper Optics of Bartlett TN, and sold by Eclipse2024.org for the purpose of viewing the Sun during the solar eclipse of April 8, 2024, by or under the direct supervision of a person 18 years of age or above and in accordance with these Instructions for Use.

Observing the Sun directly, without the benefit of eye protection provided by the Eclipse Glasses, will likely result in serious personal injury, up to and including permanent eye damage and blindness. When these Instructions for Use are followed completely and precisely, the undamaged and unmodified Eclipse Glasses have been proven to be safe and effective in allowing direct, short-term viewing of the Sun. If these Instructions for Use are not followed, or if damaged or modified Eclipse Glasses are used, permanent eye injury could result.

You should never look directly at the Sun, with or without the aid of the Eclipse Glasses, if you have any temporary or permanent medical or other condition which either (1) prevents your use of the Eclipse Glasses according to these Instructions for Use, or (2) which predisposes you to an increased or special risk of incurring, worsening, or contributing to the effects of any optical condition, or other medical, health, or other condition, by looking or attempting to look at the Sun.

You should never attempt to perform any other activity (such as driving or walking) while using the Eclipse Glasses.

You agree that if you allow others to use the Eclipse Glasses, you will provide each such user with a copy of these Instructions for Use and will make sure such user reads and understands the Instructions for Use before using the Eclipse Glasses.

By using the Eclipse Glasses to view the Sun, you agree with the following:

- (a) you understand these Instructions for Use completely;
- (b) you understand and accept the risks associated with improper use of the Eclipse Glasses;
- (c) you accept full responsibility for, and assume all risks associated with, the act of viewing the Sun, with or without the use of the Eclipse Glasses; and
- (d) the Eclipse Glasses are fragile, and any damage or modification will render them immediately and permanently unusable for their intended purpose.

Release and Limitation of Liability

By way of purchasing and using the Eclipse Glasses, you are irrevocably releasing, indemnifying, and holding harmless the manufacturer and seller from any liability, loss, claim and expense (including attorney’s fees), including but not limited to bodily injury or other personal harm, which may result from using the Eclipse Glasses under any circumstances or conditions and irrespective of jurisdiction. Neither the manufacturer nor the seller will be responsible for any damages of any kind, irrespective of reasons, conditions or circumstances, including malfunctioning of the Eclipse Glasses. All risks associated with using the Eclipse Glasses rest solely and entirely with the user, irrespective of whether the Eclipse Glasses are used by the original purchaser or any third party. You fully understand and assume the risks in using the Eclipse Glasses. You confirm that you have read this release of liability and fully understand its terms and that you have given up substantial rights by purchasing and using the Eclipse Glasses.

THE MANUFACTURER AND SELLER OF THE ECLIPSE GLASSES MAKE NO WARRANTY OF ANY KIND, EXPRESSED OR IMPLIED, WITH RESPECT TO THE ECLIPSE GLASSES, INCLUDING BUT NOT LIMITED TO THE IMPLIED WARRANTIES OF MERCHANTABILITY, FITNESS FOR A PARTICULAR PURPOSE, AND NON-INFRINGEMENT. NEITHER THE MANUFACTURER NOR THE SELLER SHALL BE LIABLE FOR ANY OTHER DAMAGES, INCLUDING BUT NOT LIMITED TO DIRECT, INDIRECT, INCIDENTAL, SPECIAL, CONSEQUENTIAL, OR EXEMPLARY DAMAGES, WHETHER IN AN ACTION IN CONTRACT OR TORT (INCLUDING NEGLIGENCE AND STRICT LIABILITY), SUCH AS, BUT NOT LIMITED TO, LOSS OF ANTICIPATED PROFITS OR BENEFITS RESULTING FROM, OR ARISING OUT OF, OR IN CONNECTION WITH THE USE OR FURNISHING OF THE ECLIPSE GLASSES OR THE PERFORMANCE, USE OR INABILITY TO USE THE SAME, EVEN IF THE MANUFACTURER OR SELLER HAS BEEN ADVISED OF THE POSSIBILITY OF SUCH DAMAGES. IN NO EVENT WILL THE MANUFACTURER’S OR SELLER’S TOTAL LIABILITY EXCEED THE PRICE PAID FOR THE PRODUCT.

Note Regarding Translations

[Translations](#) of these Instructions for Use into various languages are provided “AS-IS” and solely for the convenience of the reader. Eclipse2024.org has made reasonable efforts to ensure the accuracy of the Translations; however, in the event of any perceived discrepancy in meaning or interpretation between the English version and any Translation, the English version will prevail. You should not act in reliance on anything contained in any Translation of these Instructions for Use, but should refer to the official English version.

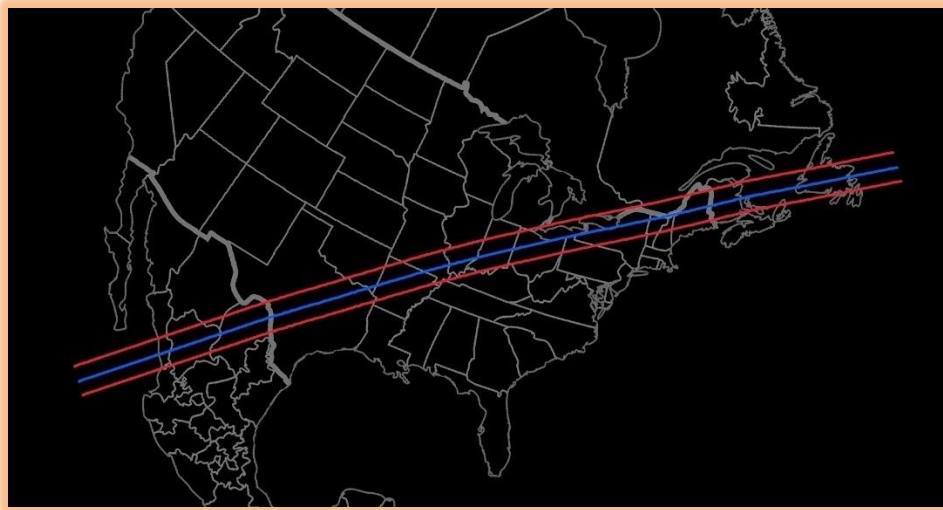
GERHANA MATAARE TOTAL – 8 April 2024

Matorsakalangkong Rabu epon e Amerika Dheje!

Badhan kaule sadheje apangrasa kapoji pola epon panjennengan ampon mele arabui ka nagerena Badhan kaule ka angguy ngoladhi gerhana mataare total, ben kaule terro sopaje sadhejena oreng mampo ka angguy ngoladhi kadeddhien se ce' loar biasana panika kalaben sae ben aman!

*Badhan kaule nyadia agi patodhu panika khusus dalem besa Madhure ka angguy ka saeanna panjennengan sadheje. Begien dalem besa Inggris deri patodhu, atoran, tor benta'an ("Patodhu") panika, enggi panika somber informasi tor patodhu se lengkap ka angguy aguna'agi pangoladhenna mataare se teppa' tor bender e bekto ngoladhi mataare kalaben langsung. Patodhu panika e sadia agi e <https://tinyurl.com/2024Instructions>, tor panjennengan kodu maos, ngagheli, tor noro' e dalem cara epon ngangguy Pangoladhenna Mataare panika. **Kata' sampornaan dalem noro' e patodhu panika kenging anyabeb agi loka se sarah ka pangoladhenna panjennengan.***

Sadhejena astronom anyimpul agi je' gerhana se bekal kadeddhien e tanggal 8 April 2024 panika menangka "gerhana total", nangeng manabi panjennengan badha pangaterro ka angguy ngoladhi se fase total, panjennengan kodu badha e dalem settong kennengan se ce' cope'na se alebedhi Amerika Dheje (e sebbut "Jelorra Gerhana Total"). Manabi panjennengan tadhe' e settong kennengan genika, panjennengan pera' mampo ngoladhi gerhana mataare sabegien!. Marge panika, ce' pentengnga ka angguy ngoninge ponapa panjennengan ampon badha e jelorra Gerhana Total gepanika, ben tata cara ka angguy aguna'agi bekal e jellas agina kalaben rengkes.



Jelorra Gerhana Total

PATODHU SE RENGKES

Katantoan' "Pangoladhenna Mataare", sami epon sareng se e angguy e dalem dokumen panika, e guna agi ka angguy abekkele "Eclipse Glasses" se ampon e sebbut agi delem benta'an Besa Inggris se ka toles e begien awal tor kasebbut e begien laen dalem patodhu panika.

Pangangguyen Pangoladhenna Mataare se panjennengan lakoni ka angguy ngoladhi mataare enggi panika saongguna aropa parjenjen se resmi. Panjennengan kodhu ce' lerresse tor kodhu noro'e sadhejena se badha e patodhu tor atoran se katoles e dalem dokumen patodhu panika, e dalem sabben bekto panjennengan aguna'agi Pangoladhenna Mataare panika ka angguy ngoladhi Mataare. Manabi panjennengan tak ngagheli ka patodhu panika, otabe manabi panjennengan tak mampo noro'e sadhejena patodhu kalaben lengkap tor bender, otabe manabi panjennengan ta' satuju sareng katantoan panika, maka panjennengan e pakon tor e saran agi ka angguy ta' nyoba'a gebey ngoladhi Mataare sama sakale, ngangguyye cara napa'a bei.

PATODHU SE EBIRJI'

PATODHU RENGKES AGUNA'AGI PANGOLADHENNA MATAARE

Patodhu rengkes panika e rengkes deri [birji'anna patodhu e dalem besa Madhure](#), se kodu panjennengan maosse, pahami, tor toro'e sadhejena epon dalem aguna'agi Pangoladhenna Mataare ka angguy ngoladhi gerhana.









- 1) Sare kennenganna panjennengan e eclipse2024.org/find-times, tor nyare oning ponapa gerhana Mataare total panika bekal kadeddhien e kennenganna panjennengan, tor parkera agi bekto kontak ka angguy fase sabegien tor fase total (manabi badha) e kennengan genika.
- 2) Gerhana total enggi panika soato kadeddhien se ce' spektakulerra, namung panjennengan pera' bisa arassa'agi gerhana sacara kabbianna manabi panjennengan badha e dalem "jelorra gerhana total" – se leberra ra kera pera' 200km. Bila epon gerhana total ta' mabi e oladhi deri kennengan pangoladhen se ampon panjennengan rencana agi, Badhan kaule nyaran agina ka panjennengan ka angguy ngalle ka kennengan se badha e dalem jelorra gerhana total!
- 3) Dalem aguna'agi Pangoladhenna Mataare ka angguy ngoladhi gerhana, teggu' bahanna lensa deri Pangoladhen Mataare langsung e attase socahna panjennengan, saengge socahna panjennengan ta lendhung onguu deri Mataare se e oladhi sacara langsung.
- 4) Kadhiponapa carana ngangguy Pangoladhenna Mataare ka angguy ngoladhi Mataare:
 - a. Manabi **BENNI** gerhana total e kennenganna panjennengan, saterrosepon paggunna panjennengan ngoladhi ngangguy Pangoladhenna Mataare e sabban bekto. **PANJENNENGAN GEDHUEN RESIKO NGALAMI ROSAGGE SOCAHNA PANJENNENGAN SACARA TETTEP MANABI PANJENNENGAN NGOLADHI MATAARE KALABEN TA' NGANGGUY PARLENDHUNGAN SE TEPPA'!**
 - b. Manabi **BEKAL BADHA** gerhana total e kennenganna panjennengan, saterrosepon paggunna panjennengan ngoladhi ngangguy Pangoladhenna Mataare e sadhejena begien-begien Mataare se tera' – maskena begien genika keni' parana se bisa e oladhi. **PANJENNENGAN GEDHUEN RESIKO NGALAMI ROSAGGE SOCAHNA PANJENNENGAN SACARA TETTEP MANABI PANJENNENGAN NGOLADHI MATAARE KALABEN TA' NGANGGUY PARLENDHUNGAN SE TEPPA'!**
 - i. Namung, **PERA' e dalem bekto se pende' deri fase total**, enggi panika e bekto sobhung sama sakale begien tera' deri bunderranna Mataare se bisa e oladhi, panjennengan kodhu ngoladhi sacara langsung gerhana total tambu ngangguy Pangoladhenna Mataare.
 - ii. Kanyata'anna, manabi panjennengan nyoba ngangguy Pangoladhenna Mataare ka angguy ngoladhi Mataare e bekto fase total, panjennengan bekal ta' nangale panapan!
 - iii. Panjennengan KODHU ngangguy Pangoladhenna Mataare sacepetddha e bekto fase total lastare, tor begien terang dari bunderranna Mataare ampon e kenning oladhi pole.
- 5) Kalaben sebuddhen laen,

**NALEKANA NGOLADHI BADHA BEGIEN TERA' E BUNDERRENNNA MATAARE,
PANJENNENGAN KODHU NGANGGUY PANGOLADHENNA MATAARE PANIKA
KA ANGGUY NGOLADHI MATAARE!**

PATODHU SE EBIRJI' AGUNA'AGI PANGOLADHENNA MATAARE

Kapeng settong, badha pan-saponapan sebuddhen se parlo panjennengan kagheli!

Kagebey tong-settonga gerhana, tor kagebey tong-settonga kennengan e bumi, badha pan-saponapan nyama se e pareng agi e bekto kadaddhien penteng tartanto. Panika e kenal kalaben:

<i>Nyama Kadeddhien</i>	<i>Caretana Kadeddhien</i>	<i>Bekal e Tangale enga'</i> <small>(kagebey Gerhana Total)</small>	<i>Bekal e Tangale enga'</i> <small>(kagebey Gerhana Sabegien)</small>
C1	Permolaan deri fase sabegien		
C2	Permolaan gerhana total		** Ta' deddhi! **
Nga'Tenga'anna-Gerhana	Nga'tenga'an Gerhana		
C3	Akher gerhana total		** Ta' deddhi! **
C4	Akher deri fase sabegien		

1) PATODHU OMOM AGUNA'AGI PANGOLADHENNA MATAARE




- 1) [Manabi gi' badha] Bukka' bungkossa Pangoladhenna Mataare kalaben ngastete.
- 2) Sempen Pangoladhenna Mataare dalem baddhana manabi ampon ta' e guna'agi.
- 3) Pareksa ban-sabbanna Pangoladhenna Mataare sabellunna e guna'agi, manabi e begien loarra lensa rosa' otaba kero' e sabben bagian, kerra' tor pa ancor Pangoladhenna Mataare ganeka, pas [gante sareng se gi ta' rosa'](#).
- 4) Manabi e begien loarra lensa rosa' e bagian ka' dhimma'a epon, je' guna'agi Pangoladhenna Mataare genika ka angguy ngoladhi mataare.
- 5) Je' sampe' nyotot lensa dari Pangoladhenna Mataare, tor je' a guna agi lensa se la cotot ka angguy ngoladhi mataare.
- 6) Kennengan se bendher, lensa se ta' rosa' deri Pangoladhenna Mataare bekal mampo a lendhungi kalaban aman deri tingkadhenna babaja dari sonar se ta' paddheng, tor deri sonarra UV se babaja tor sonarra mataare se laen epon. Milana gepanika saos ce' amanna ka angguy aguna'agi Pangoladhenna Mataare panika minorot patodhu se e pareng agi ka' dhinto, e sabban bekto panjennengan ngoladhi mataare. Sobhung "sonarra gerhana mataare" khususse se agebay ropa deri Mataare a deddi e lebbi otaba korang babaja e bekto gerhana gi' ajelen.
- 7) **Panjennengan kodhu aguna'agi Pangoladhenna Mataare, kalaban carah se ampon e jeber agi e ka'dinto, ka angguy ngoladhi Mataare kalaben aman E KA' DHIMMA'A EPON bagian bunderran tera'na mataare se e tangale. Ganeka ta' bisa tapesa deri sabban bekto kadeddhen kontak deri gerhana (enggi panika, "C2" tor "C3" padhana se ampon e jelas agi e attas) se ampon e pondhut deri sumber ka'emma epon.**
- 8) Ta' kengeng a guna'agi Pangoladhenna Mataare a bareng sareng teleskop, teropong, kamera, lensa, kaca, otabe alat optik se laen, perangkat otaba obje' se bisa ngerem agi otaba mantol agi binar ("perangkat optik").
- 9) Ta' kengeng ma ngadep agi perangkat optik napa'a bai se e patojju otaba ngaddep langsung ka Mataare, tor ta' kengen ka angguy ngoladhi gambarra mataare kalaben langsung aguna'agi perangkat optik se ngaddep ka mataare, otaba kalaban cara napa a bei ka angguy ngompol agi, ma fokus agi, otaba ma ngaddep agi ka binarra Mataare.
- 10) Ta' kengeng ma ngangguy Pangoladhenna Mataare ka keban, otaba oreng-oreng se ta' pate genna pekkeranna, ta' bisa maca, ta' bisa ngagheli tor ta' cokop sarat ka angguy aguna'agi Pangoladhenna Mataare panika kalaban aman, otaba menorot hokom mampo narema a tanggungan se bisa e sabeb agi kalaben tengka polana oreng genika.
- 11) Ka angguy aguna'agi Pangoladhenna Mataare:
Teggu' pangoladhenna Mataare e antarana soch tor Mataare, tor oladhi lebet lensana Pangoladhenna Mataare se gi ta' rosa' ka arana Mataare, jaga lensana Pangoladhenna Mataare kalaban ce' lerressa sopaje tetep badha e antarana soch tor Mataare e sabban bekto. E dalem perkara Pangoladhenna Mataare se a bentu' Pangoladhen deri bahan karton, panjennengan kengeng a leppet karton genika sa sae na Panjennengan padana se panjennengan ka lako ka Pangoladhen konvensional. Ta' kengeng ngoladhi langsung ka arana Mataare ebekto benni dalem kabadha'en gerhana total (enggi panika, e bekto masana C2 tor C3 se bisa panjennengan oladhi dalem grafik e bâbâ panika, manabi hal ka'dhissa badha e kenenganna panjennengan ngoladhi), tarkacoale bila epon panjennengan ngoladhi langsung ngangguy lensana Pangoladhenna Mataare se ta' rosa'.
- 12) Ta' kengeng aguna'agi materi otaba bereng, salaenna deri lensana Pangoladhenna Mataare se e pasang e kenenganna padhana se bekto awal e kagabay, kaangguy a lendhungi soch e bekto nyoba' ngoladhi mataare.
- 13) Manabi panjennengan gedhuen petanya'an ka angguy patodhu panika, e atore ngubungi [Eclipse2024.org](https://tinyurl.com/glasses-questions) e <https://tinyurl.com/glasses-questions>.



2) AJAR BEKTO-BEKTO KHUSUS KADEDHDHIAN GERHANA KA ANGGUY KENNENGANNA PANJENNENGAN

A desar kalaban informasi se e pareng agi e eclipse2024.org/find-times ka angguy kennenganna panjennengan, pa genna' oca' ka'dinto:

Ka angguy Kennenganna kaula, gerhana enggi ka'dhinto:

















(Bunderre salah settong)

<p>Manabi gerhana TOTAL e kennenganna panjennengan, toro' e patodhu se badha e dalem</p> <p>“GERHANA TOTAL KA ANGGUY KENNENGANNA KAULA”</p> <p><u>Begian e bâbâ panika:</u></p>	<p>Manabi gerhana TA' TOTAL e kennenganna panjennengan, toro'e patodhu se badha e dalem</p> <p>“GERHANA TA' TOTAL KA ANGGUY KENNENGANNA KAULE”</p> <p><u>Begian e bâbâ panika:</u></p>
---	--

**** GERHANA *TOTAL* KA ANGGUY KENNENGANNA KAULA ****

Panjennengan badha e jalorra gerhana total, tor bekal ngalami kadeddhian se ce’ malaradde e temmoi ban ce’ esa’ ge! Hal ka’dhinto talebet parlo ka angguy panjennengan sopaje bisa nanto agi bila epon gerhana total panika bekal kadeddhien e kennenganna panjennengan. Panjennengan bekal mampo nanto agi kalaben a desar ka beкто-beкто se ampon panjennengan ka onenge e bâbâ panika, tor jugan milana ta’ bekal badha bagien tera’ e bunderenna Mataare se ka oladhi e beкто fase total.

- 1) A desar ka informasi se e pareng agi sareng eclipse2024.org/find-times ka angguy kennenganna panjennengan, toles agi parkera’an beкто ka angguy sabben fase gerhana e bâbâ panika (Paste agi panjennengan [ngator beкто menorot ka zona beкто e kennenganna panjennengan!](#)):

Sabellumma C1	* Tadhe’ gerhana *				Panjennengan KODHU aguna’agi Pangoladhenna Mataare
C1	Fase sabegien e molae beкто:				Panjennengan KODHU aguna’agi Pangoladhenna Mataare
C2	Fase total e molae beкто:				SALASTARENA C2 , Panjennengan bisa ngoladhi sareng socah
Nga’tenga’an na-gerhana	Kadeddhien e beкто:				Panjennengan bisa ngoladhi ngangguy socah!
C3	Dhibudhina Fase total e beкто:				Panjennengan KODHU aguna’agi Pangoladhenna Mataare pole
C4	Dhibudhina Fase sabegien e beкто:				Panjennengan KODHU aguna’agi Pangoladhenna Mataare
Salastarena C4	* Tadhe’ gerhana *				Panjennengan KODHU aguna’agi Pangoladhenna Mataare

- 2) Maskena panjennengan badha e dalem jelorra gerhana total, Panjennengan gi' kodhu aguna'agi Pangoladhenna Mataare ka angguy ngoladhi mataare e sabban bekto sabellunna C2 otaba salastarena C3, e bekto gerhana ta' total.
- 3) Panjennengan bisa langsung ngoladhi Mataare ngangguy socah (ta' mabi Pangoladhenna Mataare) COMAN:
 - a) Manabi gerhana total e kennenganna panjennengan (“badha e jelor”), TOR
 - b) E bekto gerhana total (ra kera e bekto masana deri C2 ka C3 ka angguy kennenganna panjennengan ampon panjennengan toles e attas), TOR
 - c) **Sabban bekto bunderranna Mataare se nyonar ampon SAKABBINA ta totop kalaben bulan.**

Bekto sabendherre deri gerhana total sa ongguna bekal a macem minorot ka kennenganna panjennengan tor panjennengan kodhu ngidentifikasie tor nyatet bekto se ampon e parkera agi. Bekto se panjennengan catet e attas enggi panika bekto parkeraan!

- 4) Sakalen aggi', ta' lopot deri sala settong catetdhan e dalem daftar e attas, otabe se e kompol agi deri sumber laenna, **Panjennengan kodhu terros ngoladhi mataare kalaben agguna'agi Pangoladhenna Mataare e sabban bekto BEGIEN bunderranna Mataare e tangale.**
- 5) Patodhu panika e toro'e kalaben tamba'an abentu' grafis se e jeber agi ka angguy bentoan sopaje bisa e kagheli.

Panjennengan kodhu maos, ngagheli, tor patoh ka parnyataan panika:

KAULA KODHU NORO'E **SADHEJENA PATODHU AGUNA'AGI
PANGOLADHENNA MATAARE PANIKA, SOPAJE AMAN KA
ANGGUY E GUNA'AGI.**

**MANABI BADHA BEGIAN DERI BUNDERRANNA
MATAARE SE TERA', KAULA **KODHU** WAJIB NGANGGUY
PANGOLADHENNA MATAARE PANIKA DALEM
NGOLADHI MATAARE.**

**** GERHANA TA' TOTAL KA ANGGUY KENNENGANNA KAULA ****

Panjennengan banni e jelorra gerhana total, tor saengguh panjennengan ta' bekal ngalami ka saean deri gerhana total. (Badhan kaula ce' nyaran agina sopaje panjennengan ngalle kennenganna panjennengan ka dalem kennengan se tamaso' ka jelorra gerhana total, sopaje bisa a rassa' agi tor abegi careta se ce' ta' biasana panika!)

- 1) A desar ka informasi se e pareng agi sareng eclipse2024.org/find-times ka angguy kennenganna panjennengan, toles agi parkera'an bekto ka angguy sabben fase gerhana e bâbâ panika (Paste agi panjennengan [ngator bekto menorot ka zona bekto e kennenganna panjennengan!](#)):



Sabelumma C1	* Tadha' gerhana *				Panjennengan KODHU ngangguy Pangoladhenna Mataare
C1	Fase sabegien e mulae bekto:				Panjennengan KODHU ngangguy Pangoladhenna Mataare
Nga'tenga'an na-gerhana	Molae bekto:				Panjennengan KODHU ngangguy Pangoladhenna Mataare
C4	Fase sabegien e akhere bekto:				Panjennengan KODHU ngangguy Pangoladhenna Mataare
Salastarena C4	* Tadha' gerhana *				Panjennengan KODHU ngangguy Pangoladhenna Mataare

(Perhate agi je' e ka'dhinto sobhung bekto C2 tor C3 e daftar, milana gerhana total benni e kennenganna panjennengan!)

- 2) **Milana gerhana ta' total e kennenganna panjennengan, panjennengan kodhu terros aguna'agi Pangoladhenna Mataare ka angguy ngoladhi mataare.** Sekalen aggi', Badhan kaula nyaran agi panjennengan mios ka jelorra gerhana total. Paste agi ka angguy a bekta Pangoladhenna Mataare, saenggana panjennengan bisa aman dalem ngoladhi fase gerhana sabegien/sabegien!
- 3) Patodhu panika e toro'e kalaben tamba'an abentu' grafis se e jeber agi ka angguy bentoan sopaje bisa e kagheli.

Panjennengan kodhu maos, ngagheli, tor patoh ka parnyataan panika:

KAULA KODHU NORO'E SADHEJENA PATODHU AGUNA'AGI PANGOLADHENNA MATAARE, SOPAJE AMAN KA ANGGUY EGUNA'AGI. KAULA KODHU TERROS AGUNA'AGI PANGOLADHENNA MATAARE E BEKTO NGOLADHI MATAARE.



PDF

Besa Madhure

GRAN ECLIPSE NORTEAMERICANO
GRANDE ÉCLIPSE NORD - AMÉRICAINÉ
GREAT NORTH AMERICAN ECLIPSE

